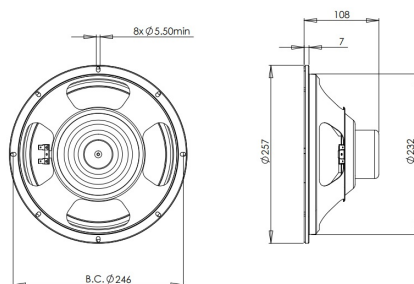


# 10CL51

8Ω

LF Drivers - 10.0 Inches

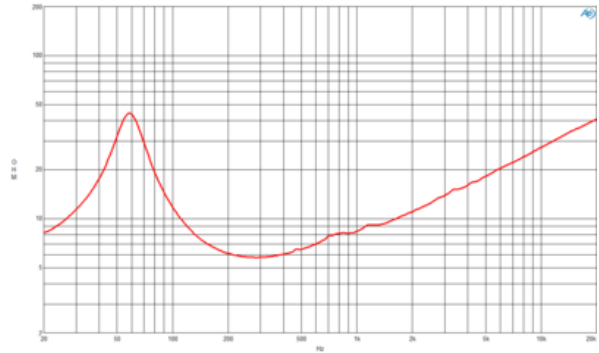
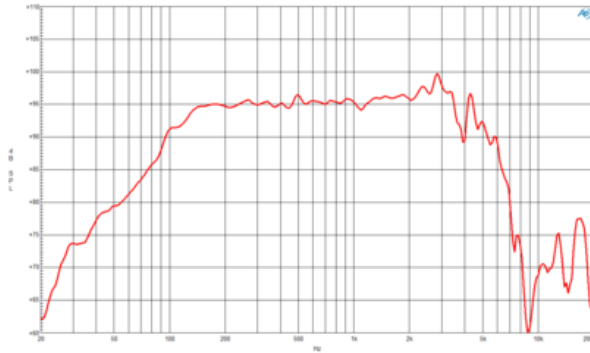


- 300 W continuous program power capacity
- 51 mm (2 in) aluminium voice coil
- 60 - 4000 Hz response
- 96 dB sensitivity



# 10CL51

## LF Drivers- 10.0 Inches



### SPECIFICATIONS

Nominal Diameter	250 mm (10.0 in)
Nominal Impedance	8 $\Omega$
Minimum Impedance	5.8 $\Omega$
Nominal Power Handling <sup>1</sup>	150 W
Continuous Power Handling <sup>2</sup>	300 W
Sensitivity <sup>3</sup>	96.0 dB
Frequency Range	60 - 4000 Hz
Voice Coil Diameter	51 mm (2.0 in)
Winding Material	Aluminium
Former Material	Glass Fibre
Winding Depth	15.0 mm (0.59 in)
Magnetic Gap Depth	8.0 mm (0.31 in)
Flux Density	1.05 T

### DESIGN

Surround Shape	Double Roll
Cone Shape	Exponential
Magnet Material	Neodymium Inside Slug
Spider	Single
Pole Design	Straight Pole
Woofer Cone Treatment	None
Recommended Enclosure	32.0 dm <sup>3</sup> (1.13 ft <sup>3</sup> )
Recommended Tuning	58 Hz

### PARAMETERS<sup>4</sup>

Resonance Frequency	58 Hz
Re	5.2 $\Omega$
Qes	0.42
Qms	3.5
Qts	0.38
Vas	36.0 dm <sup>3</sup> (1.27 ft <sup>3</sup> )
Sd	320.0 cm <sup>2</sup> (49.6 in <sup>2</sup> )
$\eta_o$	1.57 %
Xmax	5.5 mm
Xvar	5.5 mm
Mms	30.5 g
Bl	11.6 Txm
Le	0.8 mH
EBP	138 Hz

### MOUNTING AND SHIPPING INFO

Overall Diameter	257 mm (10.1 in)
Bolt Circle Diameter	246 mm (9.7 in)
Baffle Cutout Diameter	232.0 mm (9.1 in)
Depth	108 mm (4.25 in)
Flange and Gasket Thickness	7 mm (0.28 in)
Air Volume Occupied by Driver	1.0 dm <sup>3</sup> (0.03 ft <sup>3</sup> )
Net Weight	1.2 kg (2.6 lb)
Shipping Units	1
Shipping Weight	1.8 kg (4.0 lb)
Shipping Box	295x314x175 mm (11.61x12.36x6.89 in)

### SERVICE KIT

RCK10CL518
------------

1. 2 hours test made with continuous pink noise signal within the range Fs-10Fs. Power calculated on rated nominal impedance. Loudspeaker in free air.
2. Power on Continuous Program is defined as 3 dB greater than the Nominal rating.
3. Applied RMS Voltage is set to 2.83 V for 8 ohms Nominal Impedance.
4. Thiele-Small parameters are measured after a high level 20 Hz sine wave preconditioning test.