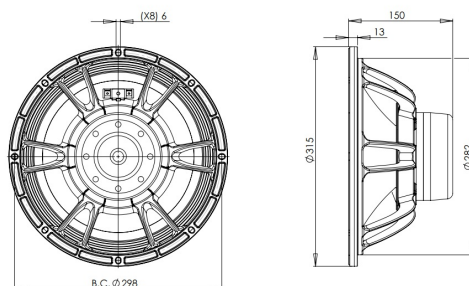


12NDL88

8Ω

LF Drivers - 12.0 Inches

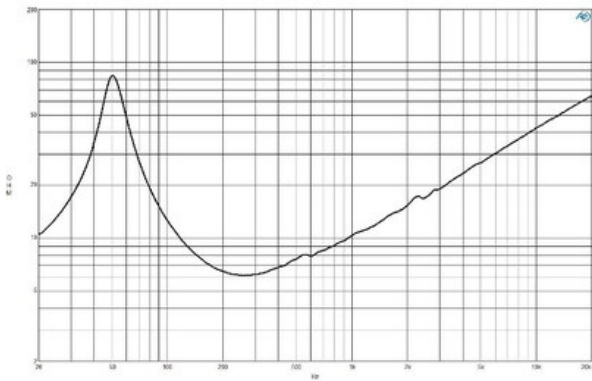
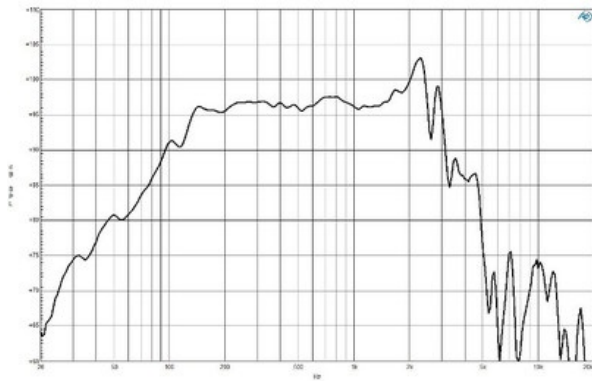


- 1400 W continuous program power capacity
- 88 mm (3.5 in) aluminium voice coil
- 50 - 3000 Hz response
- 98 dB sensitivity
- Aluminium demodulating ring allows a very low distortion figure
- Double silicone spider with optimized compliance
- Ventilated voice coil gap for reduced power compression



12NDL88

LF Drivers- 12.0 Inches



SPECIFICATIONS

Nominal Diameter	320 mm (12.0 in)
Nominal Impedance	8 Ω
Minimum Impedance	6.0 Ω
Nominal Power Handling ¹	700 W
Continuous Power Handling ²	1400 W
Sensitivity ³	98.0 dB
Frequency Range	50 - 3000 Hz
Voice Coil Diameter	88 mm (3.5 in)
Winding Material	Aluminium
Former Material	Glass Fibre
Winding Depth	21.0 mm (0.85 in)
Magnetic Gap Depth	10.0 mm (0.4 in)
Flux Density	1.15 T

DESIGN

Surround Shape	Triple Roll
Cone Shape	Exponential
Magnet Material	Neodymium Inside Slug
Spider	Double Silicone
Pole Design	T-Pole
Woofer Cone Treatment	WP Waterproof Front Side
Recommended Enclosure	40.0 dm ³ (1.41 ft ³)
Recommended Tuning	65 Hz

PARAMETERS⁴

Resonance Frequency	51 Hz
Re	5.0 Ω
Qes	0.29
Qms	5.0
Qts	0.27
Vas	52.0 dm ³ (1.84 ft ³)
Sd	522.0 cm ² (80.9 in ²)
η_o	2.3 %
Xmax	8.0 mm
Xvar	9.5 mm
Mms	71.0 g
Bl	19.9 Txm
Le	1.3 mH
EBP	175 Hz

MOUNTING AND SHIPPING INFO

Overall Diameter	315 mm (12.4 in)
Bolt Circle Diameter	298 mm (11.73 in)
Baffle Cutout Diameter	282.0 mm (11.1 in)
Depth	140 mm (5.51 in)
Flange and Gasket Thickness	13 mm (0.51 in)
Air Volume Occupied by Driver	2.5 dm ³ (0.08 ft ³)
Net Weight	4.8 kg (10.58 lb)
Shipping Units	1
Shipping Weight	5.7 kg (12.57 lb)
Shipping Box	360x360x200 mm (14.17x14.17x7.87 in)

SERVICE KIT

RCK12NDL888

1. 2 hours test made with continuous pink noise signal within the range Fs-10Fs. Power calculated on rated nominal impedance. Loudspeaker in free air.
2. Power on Continuous Program is defined as 3 dB greater than the Nominal rating.
3. Applied RMS Voltage is set to 2.83 V for 8 ohms Nominal Impedance.
4. Thiele-Small parameters are measured after a high level 20 Hz sine wave preconditioning test.