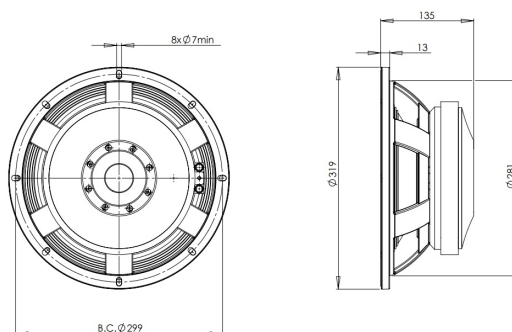


# 12TBX100

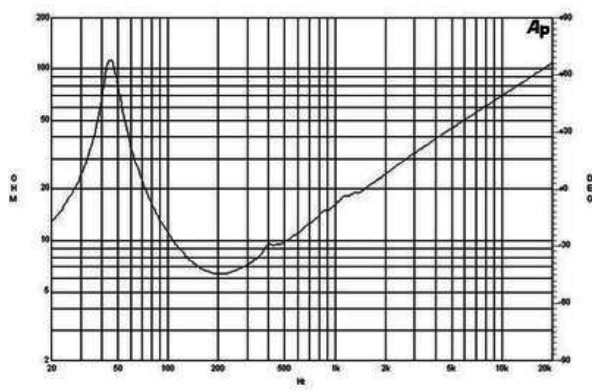
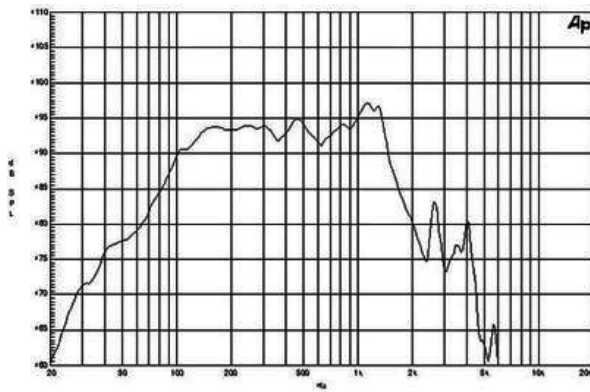
**8Ω****LF Drivers - 12.0 Inches**

- 2000 W continuous program power capacity
- 100 mm (4 in) copper voice coil
- 45 - 1000 Hz response
- 95 dB sensitivity
- Aluminium demodulating ring allows a very low distortion figure
- Double silicone spider with optimized compliance
- Ventilated voice coil gap for reduced power compression



# 12TBX100

LF Drivers- 12.0 Inches



## SPECIFICATIONS

Nominal Diameter	320 mm (12.0 in)
Nominal Impedance	8 $\Omega$
Minimum Impedance	6.3 $\Omega$
Nominal Power Handling <sup>1</sup>	1000 W
Continuous Power Handling <sup>2</sup>	2000 W
Sensitivity <sup>3</sup>	95.0 dB
Frequency Range	45 - 1500 Hz
Voice Coil Diameter	100 mm (4.0 in)
Winding Material	Copper
Former Material	Glass Fibre
Winding Depth	25.0 mm (1.0 in)
Magnetic Gap Depth	12.0 mm (0.5 in)
Flux Density	1.1 T

## DESIGN

Surround Shape	Triple Roll
Cone Shape	Radial
Magnet Material	Ferrite
Spider	Double Silicone
Pole Design	T-Pole
Woofer Cone Treatment	TWP Waterproof Both Sides
Recommended Enclosure	40.0 dm <sup>3</sup> (1.41 ft <sup>3</sup> )
Recommended Tuning	43 Hz

## PARAMETERS<sup>4</sup>

Resonance Frequency	42 Hz
R <sub>e</sub>	5.1 $\Omega$
Q <sub>es</sub>	0.27
Q <sub>ms</sub>	6.9
Q <sub>ts</sub>	0.26
V <sub>as</sub>	37.5 dm <sup>3</sup> (1.3 ft <sup>3</sup> )
S <sub>d</sub>	531.0 cm <sup>2</sup> (82.0 in <sup>2</sup> )
$\eta_o$	1.15 %
X <sub>max</sub>	9.0 mm
X <sub>var</sub>	11.0 mm
M <sub>ms</sub>	119.0 g
Bl	25.5 Txm
Le	1.6 mH
EBP	155 Hz

## MOUNTING AND SHIPPING INFO

Overall Diameter	319 mm (12.5 in)
Bolt Circle Diameter	299 mm (11.8 in)
Baffle Cutout Diameter	281.0 mm (11.1 in)
Depth	135 mm (5.3 in)
Flange and Gasket Thickness	13 mm (0.5 in)
Air Volume Occupied by Driver	4.2 dm <sup>3</sup> (0.15 ft <sup>3</sup> )
Net Weight	11.8 kg (26.0 lb)
Shipping Units	1
Shipping Weight	12.7 kg (28.0 lb)
Shipping Box	360x360x200 mm (14.17x14.17x7.87 in)

## SERVICE KIT

RCK12TBX1008

1. 2 hours test made with continuous pink noise signal within the range Fs-10Fs. Power calculated on rated nominal impedance. Loudspeaker in free air.
2. Power on Continuous Program is defined as 3 dB greater than the Nominal rating.
3. Applied RMS Voltage is set to 2.83 V for 8 ohms Nominal Impedance.
4. Thiele-Small parameters are measured after a high level 20 Hz sine wave preconditioning test.