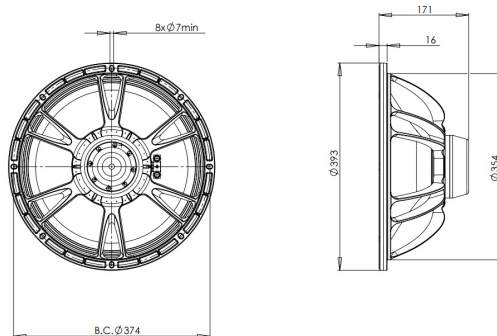
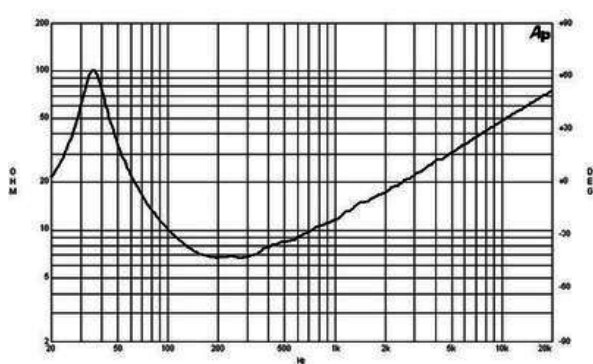
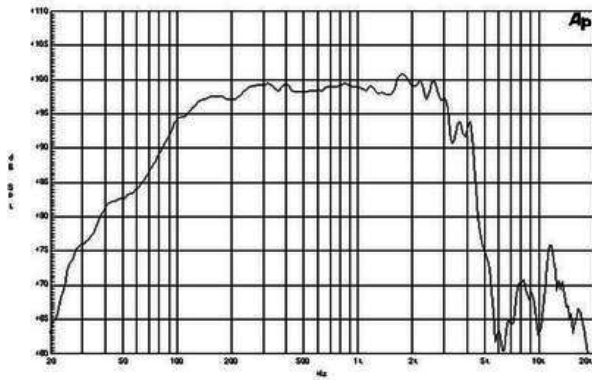


15NDL76

8Ω**LF Drivers - 15.0 Inches**

- 1000 W continuous program power capacity
- 76 mm (3 in) copper voice coil
- 40 - 2000 Hz response
- 99.5 dB sensitivity
- Neodymium magnet allows a very light yet powerful motor assembly
- Ventilated voice coil gap for reduced power compression





SPECIFICATIONS

Nominal Diameter	380 mm (15.0 in)
Nominal Impedance	8 Ω
Minimum Impedance	6.7 Ω
Nominal Power Handling ¹	500 W
Continuous Power Handling ²	1000 W
Sensitivity ³	99.5 dB
Frequency Range	40 - 2000 Hz
Voice Coil Diameter	76 mm (3.0 in)
Winding Material	Copper
Former Material	Glass Fibre
Winding Depth	18.0 mm (0.68 in)
Magnetic Gap Depth	11.0 mm (0.4 in)
Flux Density	1.25 T

DESIGN

Surround Shape	Triple Roll
Cone Shape	Exponential
Magnet Material	Neodymium Inside Slug
Spider	Single
Pole Design	Straight Pole
Woofer Cone Treatment	TWP Waterproof Both Sides
Recommended Enclosure	100.0 dm ³ (3.53 ft ³)
Recommended Tuning	47 Hz

PARAMETERS⁴

Resonance Frequency	37 Hz
Re	5.3 Ω
Qes	0.24
Qms	4.5
Qts	0.22
Vas	195.0 dm ³ (6.8 ft ³)
Sd	855.0 cm ² (132.5 in ²)
η_o	4.1 %
Xmax	7.0 mm
Xvar	9.0 mm
Mms	96.0 g
Bl	22.5 Txm
Le	1.5 mH
EBP	154 Hz

MOUNTING AND SHIPPING INFO

Overall Diameter	393 mm (15.5 in)
Bolt Circle Diameter	374 mm (14.7 in)
Baffle Cutout Diameter	354.0 mm (13.9 in)
Depth	171 mm (6.7 in)
Flange and Gasket Thickness	16 mm (0.62 in)
Air Volume Occupied by Driver	3.5 dm ³ (0.12 ft ³)
Net Weight	4.6 kg (10.1 lb)
Shipping Units	1
Shipping Weight	5.9 kg (13.0 lb)
Shipping Box	425x425x224 mm (16.73x16.73x8.82 in)

SERVICE KIT

RCK15NDL768

1. 2 hours test made with continuous pink noise signal within the range Fs-10Fs. Power calculated on rated nominal impedance. Loudspeaker in free air.
2. Power on Continuous Program is defined as 3 dB greater than the Nominal rating.
3. Applied RMS Voltage is set to 2.83 V for 8 ohms Nominal Impedance.
4. Thiele-Small parameters are measured after a high level 20 Hz sine wave preconditioning test.