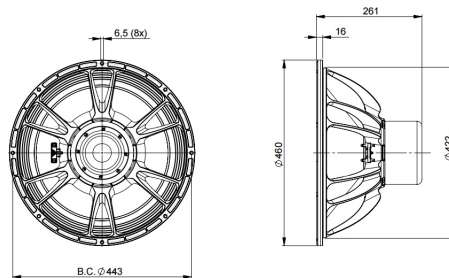


18IPAL

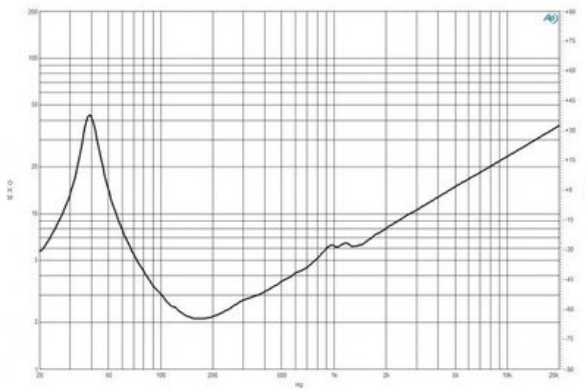
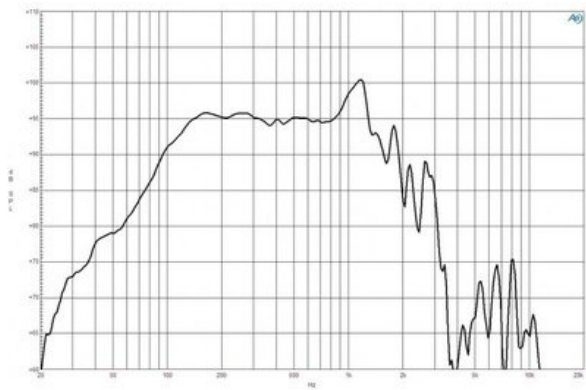
2Ω**LF Drivers - 18.0 Inches**

- 3400 W continuous program power capacity
- 116 mm (4.5 in) split winding aluminium voice coil
- 32 - 1000 Hz response
- 97 dB sensitivity
- Double silicone spider with optimized compliance
- 80 mm peak-to-peak excursion before damage
- Neodymium magnet allows a very high force factor and linear excursion
- Ventilated voice coil gap for reduced power compression



Description

When used with the Powersoft IPAL power amp modules, the 18IPAL can provide extreme output in a very small, dependable package. For more information, visit the [Powersoft Website](#).



SPECIFICATIONS

Nominal Diameter	460 mm (18.0 in)
Nominal Impedance	2 Ω
Minimum Impedance	2.1 Ω
Nominal Power Handling ¹	1700 W
Continuous Power Handling ²	3400 W
Sensitivity ³	97.0 dB
Frequency Range	32 - 1000 Hz
Voice Coil Diameter	116 mm (4.5 in)
Winding Material	Aluminium
Former Material	Glass Fibre
Winding Depth	44.0 mm (1.7 in)
Magnetic Gap Depth	12.0 mm (0.47 in)
Flux Density	1.5 T

DESIGN

Surround Shape	Triple Roll
Cone Shape	Radial
Magnet Material	Neodymium Inside Slug
Spider	Double Silicone
Pole Design	T-Pole
Woofer Cone Treatment	TWP Waterproof Both Sides
Recommended Enclosure	150.0 dm ³ (5.3 ft ³)
Recommended Tuning	35 Hz

PARAMETERS⁴

Resonance Frequency	32 Hz
Re	1.3 Ω
Qes	0.14
Qms	4.2
Qts	0.14
Vas	164.0 dm ³ (5.8 ft ³)
Sd	1210.0 cm ² (187.6 in ²)
η_o	3.3 %
Xmax	20.0 mm
Xvar	15.0 mm
Mms	330.0 g
Bl	24.5 Txm
Le	0.65 mH
EBP	228 Hz

MOUNTING AND SHIPPING INFO

Overall Diameter	460 mm (18.0 in)
Bolt Circle Diameter	443 mm (17.44 in)
Baffle Cutout Diameter	422.0 mm (16.61 in)
Depth	261 mm (10.28 in)
Flange and Gasket Thickness	16 mm (0.63 in)
Air Volume Occupied by Driver	10.5 dm ³ (0.37 ft ³)
Net Weight	16.6 kg (36.6 lb)
Shipping Units	1
Shipping Weight	18.9 kg (41.67 lb)
Shipping Box	570x570x320 mm (22.44x22.44x12.60 in)

SERVICE KIT

RCK18IPALM

1. 2 hours test made with continuous pink noise signal within the range Fs-10Fs. Power calculated on rated nominal impedance. Loudspeaker in free air.
2. Power on Continuous Program is defined as 3 dB greater than the Nominal rating.
3. Applied RMS Voltage is set to 2.83 V for 8 ohms Nominal Impedance.
4. Thiele-Small parameters are measured after a high level 20 Hz sine wave preconditioning test.