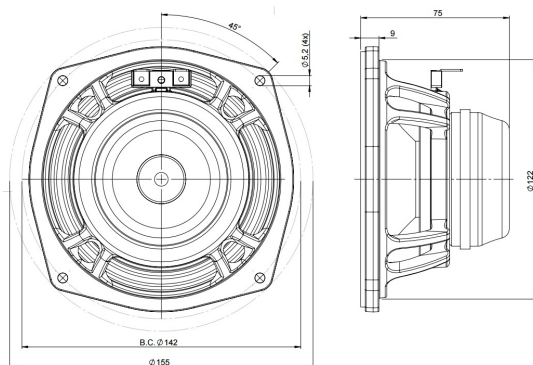


# 5MDN38

8Ω

LF Drivers - 5.0 Inches

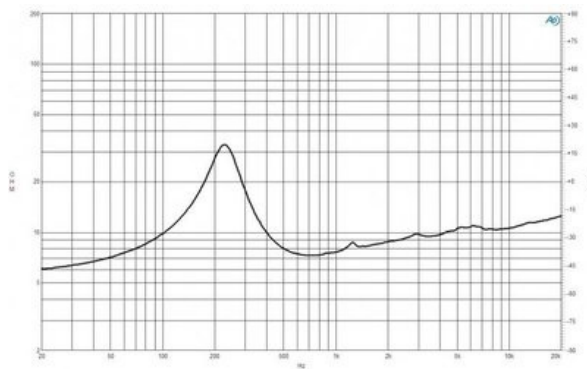
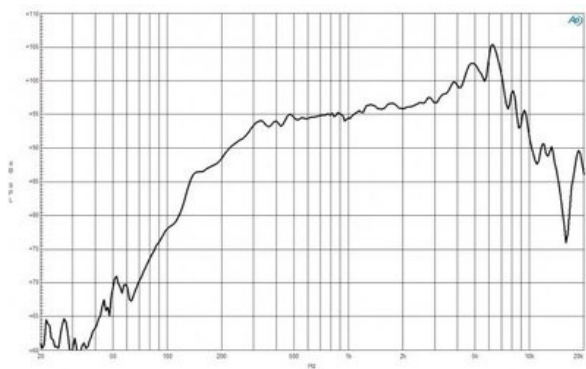


- 200 W continuous program power capacity
- 38 mm (1.5 in) aluminium voice coil
- 240 - 10000 Hz response
- 96 dB sensitivity
- Shorting copper cap for extended HF response



# 5MDN38

## LF Drivers- 5.0 Inches



### SPECIFICATIONS

|  |                  |
|--|------------------|
| Nominal Diameter                       | 127 mm (5.0 in)  |
| Nominal Impedance                      | 8 $\Omega$       |
| Minimum Impedance                      | 7.0 $\Omega$     |
| Nominal Power Handling <sup>1</sup>    | 100 W            |
| Continuous Power Handling <sup>2</sup> | 200 W            |
| Sensitivity <sup>3</sup>               | 96.0 dB          |
| Frequency Range                        | 240 - 10000 Hz   |
| Voice Coil Diameter                    | 38 mm (1.5 in)   |
| Winding Material                       | Aluminium        |
| Former Material                        | Glass Fibre      |
| Winding Depth                          | 10.0 mm (0.4 in) |
| Magnetic Gap Depth                     | 6.0 mm (0.24 in) |
| Flux Density                           | 1.25 T           |

### DESIGN

|                       |                          |
|-----------------------|--------------------------|
| Surround Shape        | Triple Roll              |
| Cone Shape            | Exponential              |
| Magnet Material       | Neodymium Ring           |
| Spider                | Single                   |
| Pole Design           | Straight Pole            |
| Woofer Cone Treatment | WP Waterproof Front Side |

### PARAMETERS<sup>4</sup>

|                     |  |
|---------------------|--|
| Resonance Frequency | 240 Hz                                       |
| Re                  | 5.6 $\Omega$                                 |
| Qes                 | 0.54   |
| Qms                 | 2.6  |
| Qts                 | 0.45   |
| Vas                 | 0.6 dm <sup>3</sup> (0.02 ft <sup>3</sup> )  |
| Sd                  | 95.0 cm <sup>2</sup> (14.7 in <sup>2</sup> ) |
| $\eta_o$            | 1.7 %  |
| Xmax                | 3.5 mm                                       |
| Xvar                | 2.5 mm                                       |
| Mms                 | 9.0 g  |
| Bl                  | 11.5 Txm                                     |
| Le                  | 0.4 mH                                       |
| EBP                 | 444 Hz                                       |

### MOUNTING AND SHIPPING INFO

|                               |  |
|-------------------------------|--|
| Overall Diameter              | 155 mm (6.1 in)                              |
| Bolt Circle Diameter          | 142 mm (5.6 in)                              |
| Baffle Cutout Diameter        | 122.0 mm (4.8 in)                            |
| Depth                         | 75 mm (2.95 in)                              |
| Flange and Gasket Thickness   | 9 mm (0.35 in)                               |
| Air Volume Occupied by Driver | 0.35 dm <sup>3</sup> (0.01 ft <sup>3</sup> ) |
| Net Weight                    | 0.85 kg (1.9 lb)                             |
| Shipping Units                | 1  |
| Shipping Weight               | 1.05 kg (2.31 lb)                            |
| Shipping Box                  | 210x210x125 mm (8.27x8.27x4.92 in)           |

### SERVICE KIT

|              |
|--------------|
| RCK005MDN388 |
|--------------|

1. 2 hours test made with continuous pink noise signal within the range Fs-10Fs. Power calculated on rated nominal impedance. Loudspeaker in free air.
2. Power on Continuous Program is defined as 3 dB greater than the Nominal rating.
3. Applied RMS Voltage is set to 2.83 V for 8 ohms Nominal Impedance.
4. Thiele-Small parameters are measured after a high level 20 Hz sine wave preconditioning test.