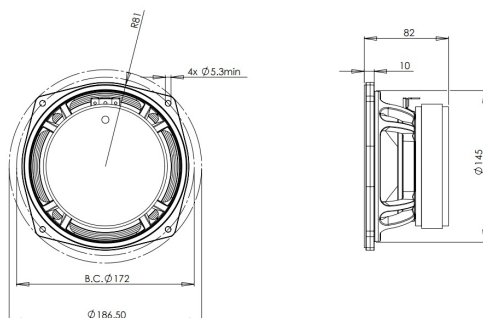


6MD38

8Ω

LF Drivers - 6.5 Inches

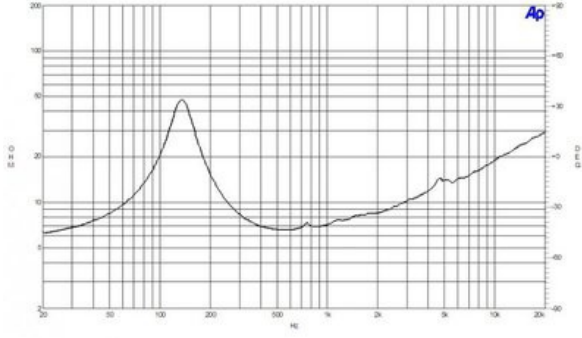
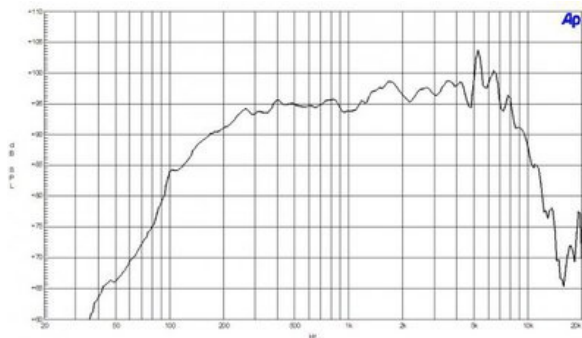


- 240 W continuous program power capacity
- 38 mm (1.5 in) aluminium voice coil
- 150 - 6000 Hz response
- 96 dB sensitivity



6MD38

LF Drivers- 6.5 Inches



SPECIFICATIONS

Nominal Diameter	170 mm (6.5 in)
Nominal Impedance	8 Ω
Minimum Impedance	6.5 Ω
Nominal Power Handling ¹	120 W
Continuous Power Handling ²	240 W
Sensitivity ³	96.0 dB
Frequency Range	150 - 6000 Hz
Voice Coil Diameter	38 mm (1.5 in)
Winding Material	Aluminium
Former Material	Glass Fibre
Winding Depth	9.0 mm (0.35 in)
Magnetic Gap Depth	6.0 mm (0.25 in)
Flux Density	1.4 T

DESIGN

Surround Shape	Triple Roll
Cone Shape	Exponential
Magnet Material	Ferrite
Spider	Single
Pole Design	T-Pole
Woofer Cone Treatment	None

PARAMETERS⁴

Resonance Frequency	130 Hz
Re	5.7 Ω
Qes	0.49
Qms	3.7
Qts	0.44
Vas	3.0 dm ³ (0.1 ft ³)
Sd	132.0 cm ² (20.5 in ²)
η_o	1.4 %
Xmax	2.0 mm
Xvar	4.5 mm
Mms	12.0 g
Bl	10.5 Txm
Le	0.25 mH
EBP	265 Hz

MOUNTING AND SHIPPING INFO

Overall Diameter	187 mm (7.4 in)
Bolt Circle Diameter	172 mm (6.7 in)
Baffle Cutout Diameter	145.0 mm (5.7 in)
Depth	82 mm (3.2 in)
Flange and Gasket Thickness	9 mm (0.35 in)
Air Volume Occupied by Driver	0.8 dm ³ (0.03 ft ³)
Net Weight	2.2 kg (4.8 lb)
Shipping Units	1
Shipping Weight	2.4 kg (5.29 lb)
Shipping Box	210x210x125 mm (8.27x8.27x4.92 in)

SERVICE KIT

RCK06MD388

1. 2 hours test made with continuous pink noise signal within the range Fs-10Fs. Power calculated on rated nominal impedance. Loudspeaker in free air.
2. Power on Continuous Program is defined as 3 dB greater than the Nominal rating.
3. Applied RMS Voltage is set to 2.83 V for 8 ohms Nominal Impedance.
4. Thiele-Small parameters are measured after a high level 20 Hz sine wave preconditioning test.