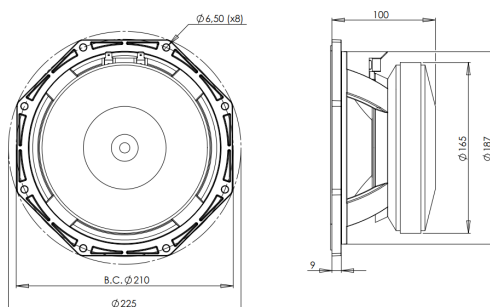


# 8FW51

8Ω

LF Drivers - 8.0 Inches

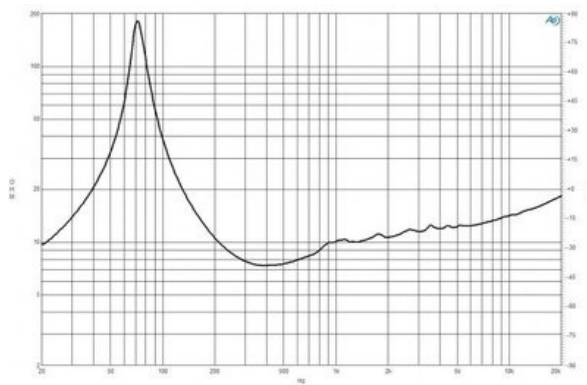
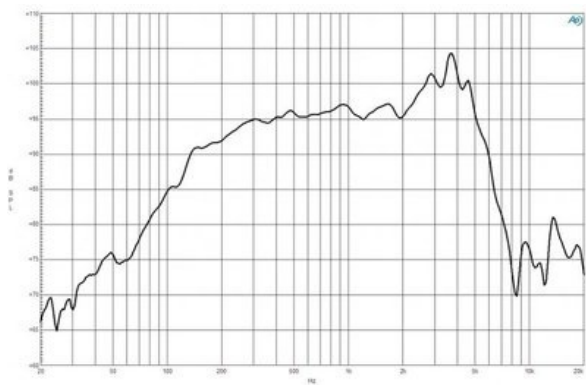


- 400 W continuous program power capacity
- 51 mm (2 in) copper voice coil
- 70 - 5000 Hz response
- 97 dB sensitivity
- Shorting copper cap for extended HF response
- Ventilated voice coil gap for reduced power compression



# 8FW51

## LF Drivers- 8.0 Inches



### SPECIFICATIONS

Nominal Diameter	200 mm (8.0 in)
Nominal Impedance	8 $\Omega$
Minimum Impedance	7.4 $\Omega$
Nominal Power Handling <sup>1</sup>	200 W
Continuous Power Handling <sup>2</sup>	400 W
Sensitivity <sup>3</sup>	97.0 dB
Frequency Range	70 - 5000 Hz
Voice Coil Diameter	51 mm (2.0 in)
Winding Material	Copper
Former Material	Kapton
Winding Depth	17.0 mm (0.65 in)
Magnetic Gap Depth	10.0 mm (0.4 in)
Flux Density	1.35 T

### DESIGN

Surround Shape	Double Roll
Cone Shape	Exponential
Magnet Material	Ferrite
Spider	Single
Pole Design	T-Pole
Woofer Cone Treatment	TWP Waterproof Both Sides
Recommended Enclosure	12.0 dm <sup>3</sup> (0.42 ft <sup>3</sup> )
Recommended Tuning	74 Hz

### PARAMETERS<sup>4</sup>

Resonance Frequency	74 Hz
Re	5.2 $\Omega$
Qes	0.21
Qms	9.3
Qts	0.21
Vas	12.0 dm <sup>3</sup> (0.42 ft <sup>3</sup> )
Sd	220.0 cm <sup>2</sup> (34.1 in <sup>2</sup> )
$\eta_o$	2.1 %
Xmax	6.0 mm
Xvar	5.0 mm
Mms	27.0 g
Bl	17.7 Txm
Le	0.56 mH
EBP	352 Hz

### MOUNTING AND SHIPPING INFO

Overall Diameter	225 mm (8.8 in)
Bolt Circle Diameter	210 mm (8.3 in)
Baffle Cutout Diameter	187.0 mm (7.4 in)
Depth	100 mm (3.94 in)
Flange and Gasket Thickness	9 mm (0.35 in)
Air Volume Occupied by Driver	1.5 dm <sup>3</sup> (0.05 ft <sup>3</sup> )
Net Weight	5.3 kg (11.6 lb)
Shipping Units	1
Shipping Weight	5.75 kg (12.68 lb)
Shipping Box	255x255x150 mm (10.04x10.04x5.91 in)

### SERVICE KIT

RCK008FW518

1. 2 hours test made with continuous pink noise signal within the range Fs-10Fs. Power calculated on rated nominal impedance. Loudspeaker in free air.
2. Power on Continuous Program is defined as 3 dB greater than the Nominal rating.
3. Applied RMS Voltage is set to 2.83 V for 8 ohms Nominal Impedance.
4. Thiele-Small parameters are measured after a high level 20 Hz sine wave preconditioning test.