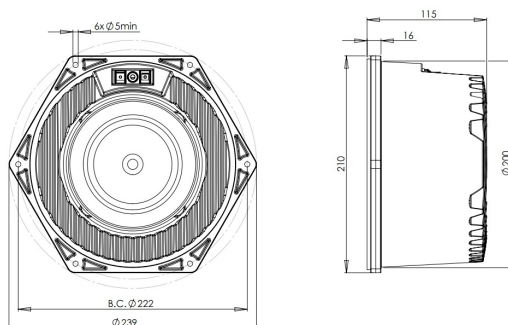


8NSM64

8Ω

LF Drivers - 8.0 Inches



- 500 W continuous program power capacity
- 64 mm (2.5 in) aluminium voice coil
- 245 - 2000 Hz response
- 100 dB sensitivity
- Ideal for Direct Radiation and Horn Loaded Midrange application

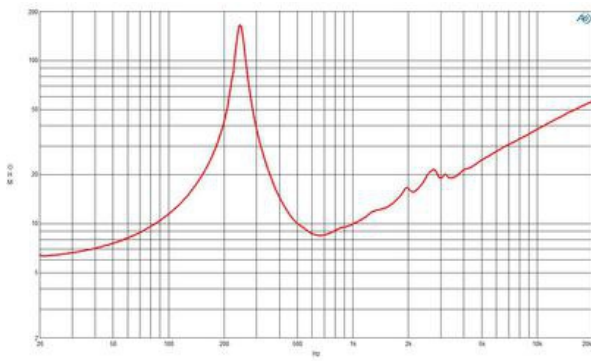
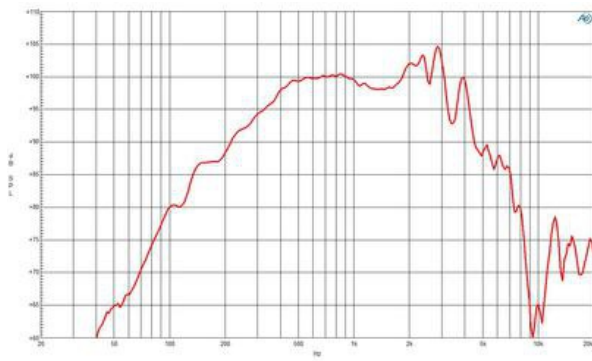


Description

Available exclusively with 6.3+4.8 mm fast-on terminal tab

8NSM64

LF Drivers- 8.0 Inches



SPECIFICATIONS

Nominal Diameter	200 mm (8.0 in)
Nominal Impedance	8 Ω
Minimum Impedance	8.2 Ω
Nominal Power Handling ¹	250 W
Continuous Power Handling ²	500 W
Sensitivity ³	100.0 dB
Frequency Range	245 - 2000 Hz
Voice Coil Diameter	64 mm (2.5 in)
Winding Material	Aluminium
Former Material	Glass Fibre
Winding Depth	13.0 mm (0.51 in)
Magnetic Gap Depth	10.0 mm (0.39 in)
Flux Density	1.55 T

DESIGN

Surround Shape	Double Roll
Cone Shape	Radial
Magnet Material	Neodymium Ring
Spider	Single
Pole Design	T-Pole
Woofer Cone Treatment	WP Waterproof Front Side

PARAMETERS⁴

Resonance Frequency	245 Hz
Re	5.7 Ω
Qes	0.35
Qms	9.3
Qts	0.34
Vas	1.5 dm ³ (0.05 ft ³)
Sd	220.0 cm ² (34.1 in ²)
η_o	4.5 %
Xmax	2.0 mm
Xvar	1.7 mm
Mms	19.0 g
Bl	22.0 Txm
Le	0.6 mH
EBP	700 Hz

MOUNTING AND SHIPPING INFO

Overall Diameter	239 mm (9.41 in)
Bolt Circle Diameter	222 mm (8.74 in)
Baffle Cutout Diameter	200.0 mm (7.87 in)
Depth	115 mm (4.53 in)
Flange and Gasket Thickness	16 mm (0.63 in)
Air Volume Occupied by Driver	3.5 dm ³ (0.12 ft ³)
Net Weight	4.85 kg (10.69 lb)
Shipping Units	1
Shipping Weight	5.45 kg (12.02 lb)
Shipping Box	295x314x175 mm (11.61x12.36x6.89 in)

SERVICE KIT

RCK008NSM648

1. 2 hours test made with continuous pink noise signal within the range Fs-10Fs. Power calculated on rated nominal impedance. Loudspeaker in free air.
2. Power on Continuous Program is defined as 3 dB greater than the Nominal rating.
3. Applied RMS Voltage is set to 2.83 V for 8 ohms Nominal Impedance.
4. Thiele-Small parameters are measured after a high level 20 Hz sine wave preconditioning test.