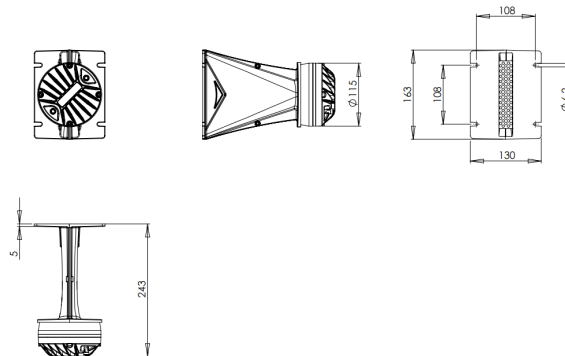


WGX990TN

8Ω**Line Array Sources - 1.4 Inches**

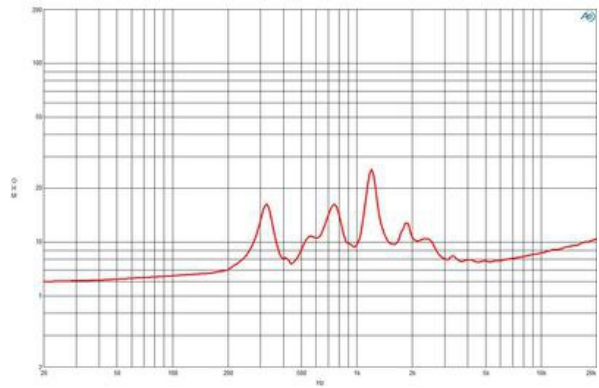
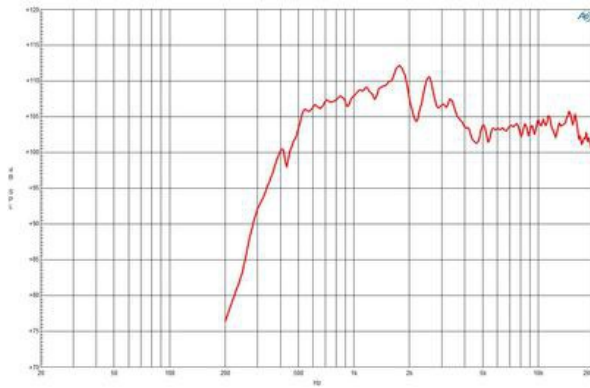
- Line Array optimized Waveguide with DE990TN driver
- 120° max horizontal coverage
- 200 W continuous program power capacity
- 86 mm (3.4 in) CCAW voice coil
- Titanium diaphragm
- 500 - 18000 Hz response
- 107.5 dB sensitivity
- Neodymium magnet assembly with shorting copper cap

Description

Wave guide horn not sold separately

WGX990TN

Line Array Sources- 1.4 Inches



SPECIFICATIONS

Horizontal Coverage	120 ° Max
Active Radiating Factor	93.7 %
Recommended Crossover ¹	1.0 kHz
Waveguide Material	Cast Aluminium
Nominal Impedance	8 Ω
Minimum Impedance	7.8 Ω
Nominal Power Handling ²	100 W
Continuous Power Handling ³	200 W
Sensitivity ⁴	107.5 dB
Frequency Range ⁵	500.0 - 18.0 kHz
Voice Coil Diameter	86 mm (3.4 in)
Winding Material	CCAW
Diaphragm Material	Titanium
Flux Density	1.9 T
Magnet Material	Neo Inside Ring

MOUNTING AND SHIPPING INFO

Exit Size	153x25 mm (6x1 in)
Driver Diameter	115 mm (4.53 in)
Dimensions	163x130x243 mm (6.42x5.12x9.57 in)
Net Weight	2.95 kg (6.5 lb)
Shipping Units	1
Shipping Weight	3.05 kg (6.72 lb)
Shipping Box	245x140x175 mm (9.6x5.5x6.9 in)

1. 12 dB/oct. Or higher slope high-pass filter.
2. 2 hour test made with continuous pink noise signal (6 dB crest factor) within the range from the recommended crossover frequency to 20 kHz. Power calculated on rated minimum impedance.
3. Power on Continuous Program is defined as 3 dB greater then the Nominal rating.
4. Applied RMS Voltage is set to 2.83 V for 8 ohms Nominal Impedance.
5. Waveguide mounted on 90°x10° bell horn